





SERIES 2 — Standard Type, 0.001 mm & 0.005 mm Graduation

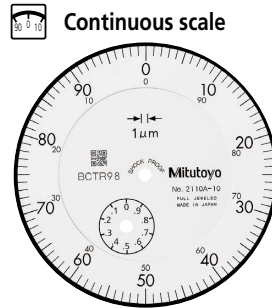
- Standard 0.001 mm and 0.005 mm graduation dial indicators having a bezel with an outside diameter of 57 mm.
- The bezel clamp and lifting lever (optional) can be attached to either the right or left side. These parts can be easily installed and removed without tools.
- Watertight assembly of bezel and crystal as well as the use of an O-ring prevents water or oil penetration.
- The stem and spindle are made of high-strength quench-hardened stainless steel suitable for heavy-duty use.
- A carbide contact point is used.
- A special alloy is used for the sector gears to provide improved wear resistance.
- The indicator uses jeweled bearings, providing excellent indication sensitivity and durability.
- Application of an anti-reflective and hard surface coating improves scale visibility along with scratch and chemical resistance.



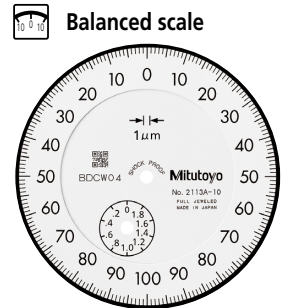
2109A-10



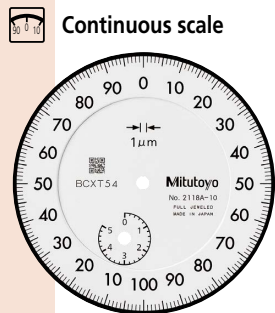
Graduation: 0.001 mm, Measuring range: 1 mm
2109A-10
Shockproof
Jeweled bearing



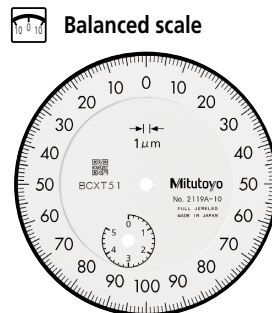
Graduation: 0.001 mm, Measuring range: 1 mm
2110A-10
Double scale spacing
Shockproof
Jeweled bearing



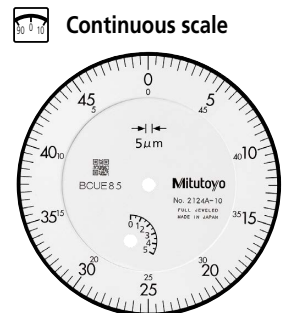
Graduation: 0.001 mm, Measuring range: 2 mm
2113A-10
Shockproof
Jeweled bearing



Graduation: 0.001 mm, Measuring range: 5 mm
2118A-10
Jeweled bearing



Graduation: 0.001 mm, Measuring range: 5 mm
2119A-10
Jeweled bearing



Graduation: 0.005 mm, Measuring range: 5 mm
2124A-10
Jeweled bearing

Dial Indicators

DIMENSIONS

ISO/JIS Type

Unit: mm

Order No.	A	B	C	D	E	F	G	H	I	Mass (g)	
										w/lug	Flat-back
2109A-10	47.2	60.5	57	18.1	20	16.9	15.1	52	7.6	148	139
2110A-10	47.2	66.5	57	18.1	20	16.9	21.1	52	7.6	149	140
2113A-10	47.2	61	57	18.1	20	16.9	15.6	52	7.6	148	139
2118A-10	47.2	60.7	57	18.1	20	16.9	15.3	52	7.6	146	137
2119A-10	47.2	60.7	57	18.1	20	16.9	15.3	52	7.6	146	137
2124A-10	47.2	60.7	57	18.1	20	16.9	15.3	52	7.6	146	137

Note: Refer to pages F-57 to F-60 for details of contact points.

Optional Accessories

- Limit hand (2 pcs.): **21AZB195**



- Bezel clamp: **21AZB148**



FEATURES

Metric							
Order No.							
w/lug	Flat-back						
2109A-10	2109AB-10	✓	✓	✓	✓	✓	✓
2110A-10	2110AB-10	✓	✓	✓	✓	✓	✓
2113A-10	2113AB-10	✓	✓	✓	✓	✓	✓
2118A-10	2118AB-10	✓	✓	✓	✓	✓	✓
2119A-10	2119AB-10	✓	✓	✓	✓	✓	✓
2124A-10	2124AB-10	✓	✓	✓	✓	✓	✓

SPECIFICATIONS

Metric												□ ISO/JIS type
Order No.		Graduation (mm)	Range (range/rev) (mm)	Maximum permissible error (MPE) (μm)						Repeatability	Dial reading	Measuring force (N)
w/lug	Flat-back			Indication error				Hysteresis				
				1/10 Rev	1/2 Rev	1 Rev	Measuring range					
2109A-10	2109AB-10	0.001	1 (0.2)	2	3	4	5	2	0.5	0-100-0	1.5 or less	
2110A-10	2110AB-10	0.001	1 (0.1)	2	3	4	5	2	0.5	±0-100	1.8 or less	
2113A-10	2113AB-10	0.001	2 (0.2)	2	4	5	7	2	0.5	0-100-0	1.5 or less	
2118A-10	2118AB-10	0.001	5 (0.2)	3.5	5	6	10	3	1	0-100-100	1.5 or less	
2119A-10	2119AB-10	0.001	5 (0.2)	3.5	5	6	10	3	1	0-100-0	1.5 or less	
2124A-10	2124AB-10	0.005	5 (0.5)	5	8	9	12	3	3	±0-50	1.5 or less	

Note: Completed products inspection is performed in the vertical orientation (contact point downward) and the stated accuracy is guaranteed.