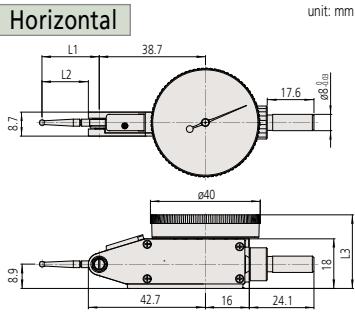




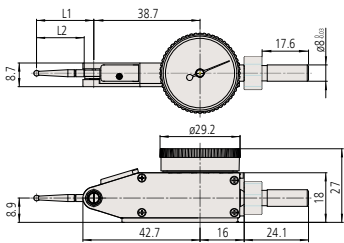
DIMENSIONS

Horizontal



Order No.	L1	L2	L3
513-401-10E	14.7	11.2	27
513-471-10E			
513-405-10E/A/T			
513-475-10E	18.7	15.2	28
513-404-10E/A/T	20.9	17.4	27
513-474-10E			
513-424-10E/A/T	22.2	18.7	28
513-426-10E/A	37.4	33.9	27
513-478-10E			
513-414-10E/A/T			
513-415-10E/A/T	44.5	41.0	
513-477-10E			

Compact



Type	Order No.	L1	L2
Compact	513-465-10E	18.7	15.2
	513-464-10E	20.9	17.4
	513-466-10E	22.2	18.7

Note: A slight difference may occur depending on the center of the contact point, graduation plate, and stem fixing position, etc.

Special Set: 513-908-10E (Metric)

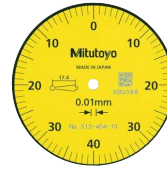
513-404-10E: Dial test indicator
7014-10: Mini magnetic stand

513-907-10E (inch)

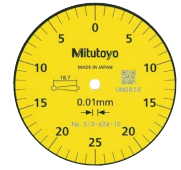
513-402-10E: Dial test indicator
7014E-10: Mini magnetic stand



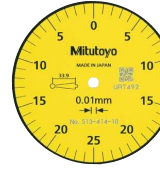
Dial Test Indicator
SERIES 513 — Horizontal Type



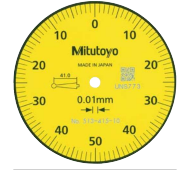
Graduation: 0.01 mm
Range: 0.8 mm
S Standard
C Carbide contact point



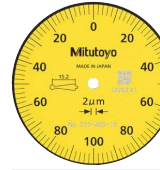
Graduation: 0.01 mm
Range: 0.5 mm
S Standard
D Double scale spacing
C Carbide contact point



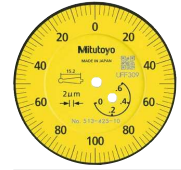
Graduation: 0.01 mm
Range: 0.5 mm
L Long contact point
C Carbide contact point
D Double scale spacing



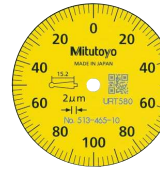
Graduation: 0.01 mm
Range: 1.0 mm
L Long contact point
C Carbide contact point



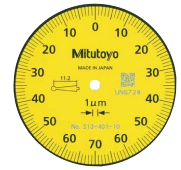
Graduation: 0.002 mm
Range: 0.2 mm
S Standard
C Carbide contact point



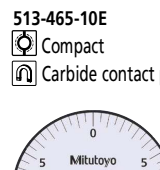
Graduation: 0.002 mm
Range: 0.6 mm
C With revolution counter
C Carbide contact point



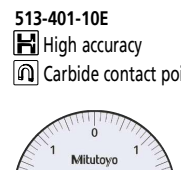
Graduation: 0.002 mm
Range: 0.2 mm



Graduation: 0.001 mm
Range: 0.14 mm



Graduation: 0.0005 in
Range: 0.03 in
S Standard
C Carbide contact point



Graduation: 0.001 in
Range: 0.008 in
S Standard
C Carbide contact point

Note: 513-4XX-10 is indicated on the dial face. But the Order No. for the Special Set provided with the stem etc. has a suffix (E or A or T) at the end.

Dial Test Indicators

SPECIFICATIONS

Order No.			Graduation (mm)	Range (mm)	Dial reading	Maximum permissible error (MPE)* (µm)				Mass (g)	Measuring force (N)	High accuracy	With revolution counter	Long contact point	Standard	Double scale spacing	Compact	Carbide contact point	Ruby contact point															
Basic set	Plus set	Full set				Measuring range	One rev.	10 scale divisions	Hysteresis											Repeatability														
513-424-10E	513-424-10A	513-424-10T	0.01	0.5	0-25-0	6	-	5	4	45	0.3 or less	✓	✓	✓	✓	✓	✓	✓	✓															
513-478-10E	-	-																		10	-	5	3	41	0.2 or less	✓	✓	✓	✓	✓	✓	✓	✓	✓
513-466-10E	-	-																																
513-414-10E	513-414-10A	513-414-10T		1.5	0-40-0	9	-	5	4	45	0.3 or less	✓	✓	✓	✓	✓	✓	✓	✓															
513-426-10E	513-426-10A	-																		0.8	0-50-0	10	-	5	3	45	0.2 or less	✓	✓	✓	✓	✓	✓	✓
513-404-10E	513-404-10A	513-404-10T		1.0	0-100-0	4	-	2	4	41	0.3 or less	✓	✓	✓	✓	✓	✓	✓	✓															
513-474-10E	-	-																		0.002	0.2	7	5	4	3	45	0.4 or less	✓	✓	✓	✓	✓	✓	✓
513-464-10E	-	-		0.6	0-70-0	4	-	3	45	0.3 or less	✓	✓	✓	✓	✓	✓	✓	✓	✓															
513-415-10E	513-415-10A	513-415-10T																		0.001	0.14	4	-	3	45	0.3 or less	✓	✓	✓	✓	✓	✓	✓	✓
513-477-10E	-	-		-	-	-	-	-	-	-	-	-	-	-	-	-	-	-	-															
513-405-10E	513-405-10A	513-405-10T	-	-	-	-	-	-	-	-	-	-	-	-	-	-	-	-	-															
513-475-10E	-	-	-	-	-	-	-	-	-	-	-	-	-	-	-	-	-	-	-															
513-465-10E	-	-	-	-	-	-	-	-	-	-	-	-	-	-	-	-	-	-	-															
513-425-10E	513-425-10A	-	-	-	-	-	-	-	-	-	-	-	-	-	-	-	-	-	-															
513-401-10E	-	-	-	-	-	-	-	-	-	-	-	-	-	-	-	-	-	-	-															
513-471-10E	-	-	-	-	-	-	-	-	-	-	-	-	-	-	-	-	-	-	-															

Order No.			Graduation (in)	Range (in)	Dial reading	Maximum permissible error (MPE)* (in)			Mass (g)	Measuring force (N)	High accuracy	With revolution counter	Long contact point	Standard	Double scale spacing	Compact	Carbide contact point	Ruby contact point														
Basic set	Plus set	Full set				One rev.	Hysteresis	Repeatability																								
513-402-10E	-	513-402-10T	0.0005	0.03	0-15-0	±0.0005	0.0002	±0.0002	45	0.3 or less	✓	✓	✓	✓	✓	✓	✓	✓														
513-472-10E	-	-																	0.2 or less	✓	✓	✓	✓	✓	✓	✓	✓	✓	✓	✓	✓	✓
513-412-10E	-	513-412-10T																														
513-479-10E	-	-																	0.0001	0.008	0-4-0	±0.0001	0.0001	±0.00004	45	0.3 or less	✓	✓	✓	✓	✓	✓
513-462-10E	-	-	-	-	-	-	-	-	-	-	-	-	-	-	-	-	-															
513-407-10E	-	513-407-10T	-	-	-	-	-	-	-	-	-	-	-	-	-	-	-	-														
513-403-10E	-	513-403-10T	-	-	-	-	-	-	-	-	-	-	-	-	-	-	-	-														
513-473-10E	-	-	-	-	-	-	-	-	-	-	-	-	-	-	-	-	-	-														
513-463-10E	-	-	-	-	-	-	-	-	-	-	-	-	-	-	-	-	-	-														

Order No.			Graduation	Range	Dial reading	Maximum permissible error (MPE)* (µm)				Mass (g)	Measuring force (N)	High accuracy	With revolution counter	Long contact point	Standard	Double scale spacing	Compact	Carbide contact point	Ruby contact point
Basic set	Plus set	Full set				Measuring range	10 scale divisions	Hysteresis	Repeatability										
513-409-10E	-	513-409-10T	0.002 mm / 0.0001 in	0.2 mm / 0.0076 in	0-10-0 / 0-38-0	4	2	3	1	45	0.3 or less	✓	✓	✓	✓	✓	✓	✓	✓

Order No.			Graduation	Range	Dial reading	Maximum permissible error (MPE)* (in)			Mass (g)	Measuring force (N)	High accuracy	With revolution counter	Long contact point	Standard	Double scale spacing	Compact	Carbide contact point	Ruby contact point
Basic set	Plus set	Full set				One rev.	Hysteresis	Repeatability										
513-406-10E	-	513-406-10T	0.0005 in / 0.01 mm	0.03 in / 0.7 mm	0-15-0 / 0-35-0	±0.0005	0.0002	±0.0002	45	0.3 or less	✓	✓	✓	✓	✓	✓	✓	✓

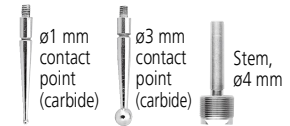
* We guarantee the accuracy of completed products by inspecting them with the dial face facing upward.
Note: Stem with dovetail groove is not included in the mass.

Set Configuration: Metric and Metric/Inch


Full set



Plus set

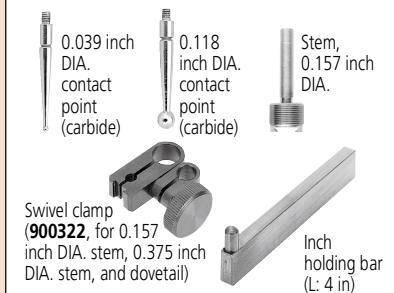


Basic set



Set Configuration: Inch and Inch/Metric

Full set



Basic set

